



District Report Card: 2017


State: Telangana	District: NALGONDA
Class: 8	Subject: Language
Schools: 51	Students: 1281


Participation/Coverage


Students

GENDER 	Boys		Girls	
	Number	%	Number	%
	458	35.75	823	64.25

AREA 	Rural		Urban	
	Number	%	Number	%
	957	74.71	324	25.29

CATEGORY 	SC		ST		OBC		GEN	
	Number	%	Number	%	Number	%	Number	%
	298	23.26	272	21.23	659	51.44	52	4.06

CWSN 	LD	VI	HI	S&LD	ID	Oth
	2	2	0	0	1	109

MANAGEMENT 	Government		Government-aided	
	Number	%	Number	%
	1220	95.24	61	4.76

Average Performance of Students in Language (%)

Overall	Gender		Area		Management		Social Group			
	Male	Female	Rural	Urban	Govt.	Aided	SC	ST	OBC	GEN
49.60	47.93	50.53	48.34	53.33	48.50	71.58	49.13	49.75	49.05	58.46

Performance on Learning Outcomes (LOs)

Learning Outcomes	Description	Average Performance(%)
L813	Read textual/non-textual materials with comprehension and identifies the details, characters, main idea and sequence of ideas and events while reading	49.60

Range of Performance of Students who Answered Correctly							
Below 30%		30% - 50%		50% - 75%		Above 75%	
Number	%	Number	%	Number	%	Number	%
266	20.77	396	30.91	466	36.38	153	11.94

Lowest Performing Learning Outcomes (LOs)

1 - Read textual/non-textual materials with comprehension and identifies the details, characters, main idea and sequence of ideas and events while reading (49.60)